



Luxury Fine Linens & Down

Custom Workroom

Thank you for your interest in the de' Medici Fine Linen Custom Workroom. The following forms outline the step-by-step ordering procedure for custom items.

- Please be sure to complete each step so we can provide you an accurate and timely quote. Use this page as the cover sheet when faxing the completed forms.
- Custom items cannot be exchanged and are non-returnable and non-refundable.
- Please note finished sizes of custom items may vary slightly from the requested size.
- As with most products of natural fibers, de' Medici Fine Linen has a tendency to shrink 4% to 6%.

If you have questions about the Custom Workroom, call 800.397.4556 for assistance. Please allow two business days for a response to faxed custom inquiries.

Please visit deMediciFineLinen.com/Custom to download and print worksheets, or to receive instant quotes on select products.

Fax Cover Sheet

To: de' Medici Custom Workroom Fax Number: 800.998.3278

Date: _____ Total # of Pages (including cover): _____

From Company: _____ Name: _____

Phone Number: _____ Fax Number: _____

Notes/Comments:

FLAT SHEET

Office Use Only Code: _____ Price: _____

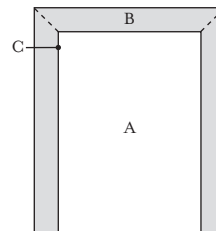
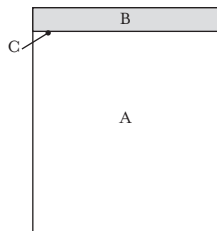
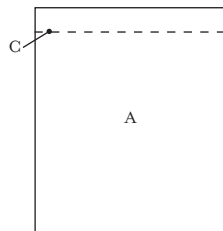
STEP 1 Choose Qty & Size

QUANTITY: _____

- Twin/Twin XL (75"x110") Full/Queen (96"x115") King/Cal King (115"x115")
 Custom Size: Width _____" Length _____"

STEP 2 Choose Style

- Solid Border Mitered Border



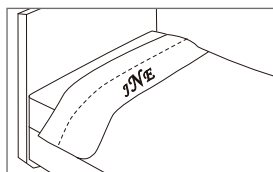
STEP 3 Choose Fabrics

A: _____ Face Fabric Code B: _____ Border Fabric Code

STEP 4 Choose Finish

- C: Face
 Knife Edge
 Top Stitch
 Hem Stitch
 Satin Stitch (choose thread color) Number of Rows: _____
 Antique Aqua Aruba Bisque Black Blush Brown Crème
 Dove Lake Lemon Navy Oliva Pear Pink Sable
 Scarlet Shiraz Sky White
 Ribbon (choose ribbon color)
 Aloe Antique Azure Ecrú Nectar Oliva Sable Shiraz
 Walnut White

STEP 5 Monogramming**



Monogram placement

Font: Darcy Edel* Finley* Melba
 Ora Pike* Ralden Wiley

Color: _____

Letters: Single Letter: _____ Three Letters: _____

Visit demedici.easternaccents.com for detailed monogramming information.

*Single Letter Only

**Monogramming on reverse side of flat sheet.

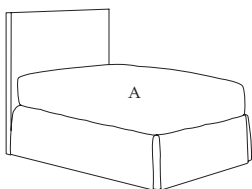
FITTED SHEET

Office Use Only Code: _____ Price: _____

STEP 1 Choose Qty & Size

QUANTITY: _____

- Twin (39"x75"x17") Twin XL (39"x80"x17") Full (54"x75"x17") Queen (60"x80"x17")
 King (78"x80"x17") Cal King (72"x84"x17")
 Custom Size (full inches only): Width _____" Length _____" Gusset _____"



STEP 2 Choose Fabrics

A: _____ Face Fabric Code

Please visit deMediciFineLinen.com to view fabrics and thread colors, and to obtain fabric codes. As with most products of natural fibers, de' Medici Fine Linen has a tendency to shrink 4% to 6%.

FABRIC CONSISTENCY AND SUBSTITUTIONS: Fabrics offered by de' Medici may have variations in texture and color. We may substitute similar fabrics and trimmings if the originals are no longer available. Please visit deMediciFineLinen.com for current fabric and trimming availability.

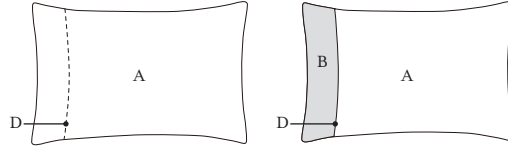
STEP 1 Choose Qty & Size

QUANTITY: _____

- Standard (20"x27"+5" overhang)
 Queen (20"x31"+5" overhang)
 King (21"x37"+5" overhang)
 Custom Size: Width _____" Length _____" Overhang _____"

STEP 2 Choose Style

- Solid
 Insert



STEP 3 Choose Fabrics

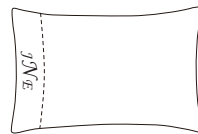
A: _____ Face Fabric Code
 B: _____ Coordinate/Border Fabric Code
 C: _____ Reverse Fabric Code (not shown)

STEP 4 Choose Finish

D: Face

- Knife Edge
 Top Stitch
 Hem Stitch
 Satin Stitch (choose thread color) Number of Rows: _____
 Antique Aqua Aruba Bisque Black Blush Brown Crème
 Dove Lake Lemon Navy Oliva Pear Pink Sable
 Scarlet Shiraz Sky White
 Ribbon (choose ribbon color)
 Aloe Antique Azure Ecu Nectar Oliva Sable Shiraz
 Walnut White

STEP 5 Monogramming**



Monogram placement

Font: Darcy Edel* Finley* Melba
 Ora Pike* Ralden Wiley

Color: _____

Letters: Single Letter: _____ Three Letters: _____

 Visit demedici.easternaccents.com for detailed monogramming information.

*Single Letter Only

**Monogramming available on solid style only.

DUVET COVER

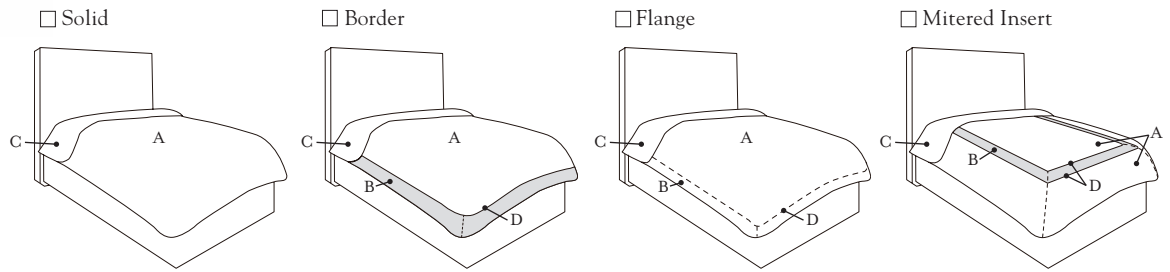
Office Use Only Code: _____ Price: _____

STEP 1 Choose Qty & Size

QUANTITY: _____

- Twin (63"x88")
 Queen (88"x90")
 Super Queen (96"x98")
 King (102"x90")
 Super King (114"x98")
 Cal King (104"x100")
 Custom Size: Width _____" Length _____"

STEP 2 Choose Style



STEP 3 Choose Fabrics

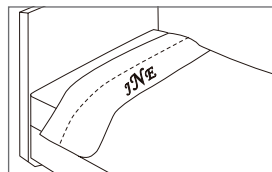
A: _____ Face Fabric Code
 B: _____ Flange/Border Fabric Code
 C: _____ Reverse Fabric Code

STEP 4 Choose Finish

D: Face

- Knife Edge
 Top Stitch
 Hem Stitch
 Satin Stitch (choose thread color) Number of Rows: _____
 Antique Aqua Aruba Bisque Black Blush Brown Crème
 Dove Lake Lemon Navy Oliva Pear Pink Sable
 Scarlet Shiraz Sky White
 Ribbon (choose ribbon color)
 Aloe Antique Azure Ecru Nectar Oliva Sable Shiraz
 Walnut White

STEP 5 Monogramming**



Monogram placement

Font: Arbor* Darcy Edel* Fable* Finley* Hadley*
 Lula* Melba Ora Pike* Ralden Wiley

Color: _____

Letters: Single Letter: _____ Three Letters: _____

Visit demedici.easternaccents.com for detailed monogramming information.

*Single Letter Only

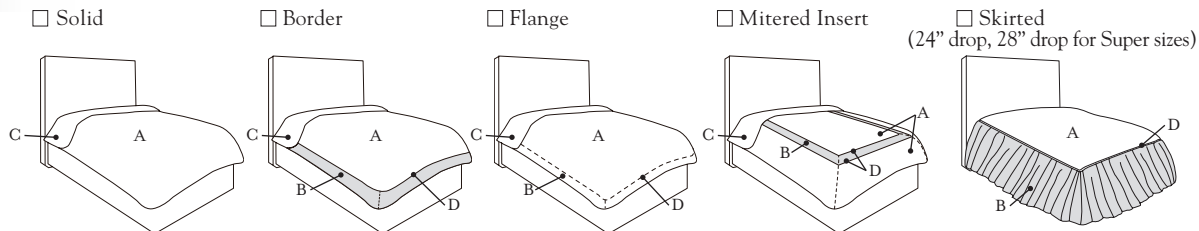
**Monogramming on reverse side of flat sheet.

STEP 1 Choose Qty & Size

QUANTITY: _____

- Twin (63"x88") Queen (88"x90") Super Queen (96"x98") King (102"x90")
 Super King (114"x98") Cal King (104"x100")
 Custom Size: Width _____" Length _____" Drop (skirted coverlet only) _____"

STEP 2 Choose Style



STEP 3 Choose Fabrics

A: _____ Face Fabric Code B: _____ Flange/Border Fabric Code C: _____ Reverse Fabric Code

Overlay Fabric (skirted coverlet only):

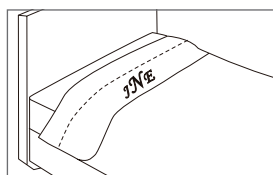
- None
 Fabric (you can view all sheer fabrics at demedici.easternaccents.com): _____

STEP 4 Choose Finish

D: Face

- Knife Edge
 Top Stitch
 Hem Stitch
 Satin Stitch (choose thread color) Number of Rows: _____
 Antique Aqua Aruba Bisque Black Blush Brown Crème
 Dove Lake Lemon Navy Oliva Pear Pink Sable
 Scarlet Shiraz Sky White
 Ribbon (choose ribbon color)
 Aloe Antique Azure Ecru Nectar Oliva Sable Shiraz
 Walnut White

STEP 5 Monogramming**



Font: Arbor* Darcy Edel* Fable* Finley* Hadley*
 Lula* Melba Ora Pike* Ralden Wiley

Color: _____

Letters: Single Letter: _____ Three Letters: _____

 Visit demedici.easternaccents.com for detailed monogramming information.

*Single Letter Only

**Monogramming on reverse side of flat sheet.

TAILORED SHAMS

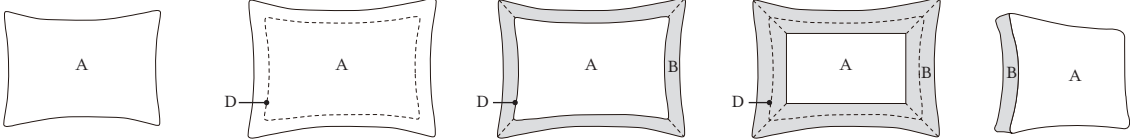
Office Use Only Code: _____ Price: _____

STEP 1 Choose Qty & Size

QUANTITY: _____

- Boudoir (12"x18") Standard Sham (20"x27") Queen Sham (20"x31")
 King Sham (21"x37") Euro Sham (27"x27") Euro Sham (32"x32")
 Grand Queen Sham (20"x60") Grand King Sham (20"x76")

STEP 2 Choose Style

- Solid Self Flange Mitered Flange Self Border Boxed (3"D)
- 

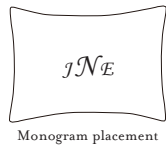
STEP 3 Choose Fabrics

A: _____ Face Fabric Code B: _____ Flange/Border Fabric Code C: _____ Reverse Fabric Code (not shown)

STEP 4 Choose Finish

- D: Face
- Knife Edge
 Top Stitch
 Hem Stitch
 Satin Stitch (choose thread color) Number of Rows: _____
 Antique Aqua Aruba Bisque Black Blush Brown Crème Dove Lake
 Lemon Navy Oliva Pear Pink Sable Scarlet Shiraz Sky White
 Ribbon (choose ribbon color)
 Aloe Antique Azure Ecrú Nectar Oliva Sable Shiraz Walnut White

STEP 5 Monogramming**



Font: Arbor* Darcy Edel* Fable* Finley* Hadley*
 Lula* Melba Ora Pike* Ralden Wiley

Color: _____
 Letters: Single Letter: _____ Three Letters: _____

Visit demedici.easternaccents.com for detailed monogramming information.

*Single Letter Only

**Monogramming available on solid style only.

ACCENT PILLOWS

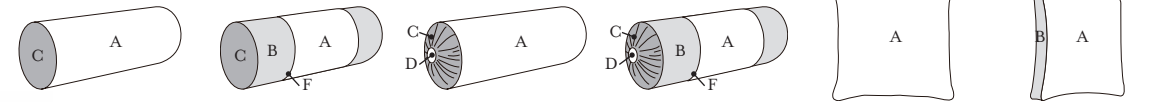
Office Use Only Code: _____ Price: _____

STEP 1 Choose Qty & Size

QUANTITY: _____

- Bolster (9"d x 18") Bolster (9"d x 24") Accent Pillow (20"x20")
 Boxed Accent Pillow (18"x18"x2") Custom Size: Width _____" Length _____"

STEP 2 Choose Style

- Solid Bolster Insert Bolster Solid Bolster with Gathered Sides Insert Bolster with Gathered Sides Accent Boxed Accent
- 

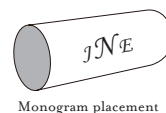
STEP 3 Choose Fabrics

A: _____ Face Fabric Code B: _____ Coordinate Fabric Code C: _____ Side Fabric Code D: _____ Button Fabric Code E: _____ Reverse Fabric Code (square pillows only; not shown)

STEP 4 Choose Finish

- F: Face
- Knife Edge
 Top Stitch
 Hem Stitch
 Satin Stitch (choose thread color) Number of Rows: _____
 Antique Aqua Aruba Bisque Black Blush Brown Crème Dove Sky
 Lake Lemon Navy Oliva Pear Pink Sable Scarlet Shiraz White
 Ribbon (choose ribbon color)
 Aloe Antique Azure Ecrú Nectar Oliva Sable Shiraz Walnut White

STEP 5 Monogramming**



Font: Arbor* Darcy Edel* Fable* Finley* Hadley*
 Lula* Melba Ora Pike* Ralden Wiley

Color: _____
 Letters: Single Letter: _____ Three Letters: _____

Visit demedici.easternaccents.com for detailed monogramming information.

*Single Letter Only

**Monogramming available on solid style only.

Please visit deMediciFineLinen.com to view fabrics and thread colors, and to obtain fabric codes. As with most products of natural fibers, de' Medici Fine Linen has a tendency to shrink 4% to 6%.

FABRIC CONSISTENCY AND SUBSTITUTIONS: Fabrics offered by de' Medici may have variations in texture and color. We may substitute similar fabrics and trimmings if the originals are no longer available. Please visit deMediciFineLinen.com for current fabric and trimming availability.

BED SKIRT

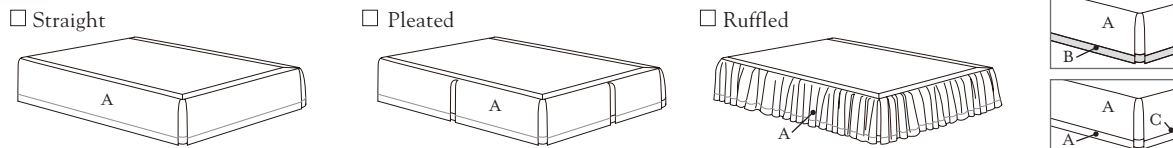
Office Use Only Code: _____ Price: _____

STEP 1 Choose Qty & Size

QUANTITY: _____

- Twin (39"x75"x16")
 Queen (60"x80"x16")
 King (78"x80"x16")
 Cal King (72"x84"x16")
 Custom Size (full inches only): Width _____" Length _____" Drop _____"
 If you would like to change the size—but not the design—of a ready-made bed skirt, please indicate the skirt's code here. Same as: _____

STEP 2 Choose Style



An optional border is available for all bed skirt styles. To view a list of our Fine Linen border fabrics, visit demedici.easternaccents.com

STEP 3 Choose Fabrics

A: _____ B: _____
 Face Fabric Code Border Fabric Code

- Lining Fabric: None White Putty Black
 Overlay Fabric: None Fabric (you can view all sheer fabrics at deMediciFineLine.com): _____

STEP 4 Choose Finish

- C: Face
- Top Stitch
 Hem Stitch
 Satin Stitch (choose thread color) Number of Rows: _____
 Antique Aqua Aruba Bisque Black Blush Brown Crème
 Dove Lake Lemon Navy Oliva Pear Pink Sable
 Scarlet Shiraz Sky White
 Ribbon (choose ribbon color)
 Aloe Antique Azure Ecu Nectar Oliva Sable Shiraz
 Walnut White

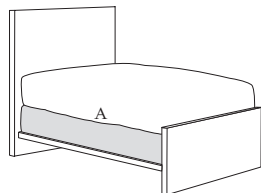
BOX SPRING COVER

Office Use Only Code: _____ Price: _____

STEP 1 Choose Qty & Size

QUANTITY: _____

- Twin (39"x75"x11")
 Twin XL (39"x80"x11")
 Full (54"x75"x11")
 Queen (60"x80"x11")
 King (78"x80"x11")
 Cal King (72"x84"x11")
 Custom Size (full inches only): Width _____" Length _____" Gusset _____"



STEP 2 Choose Fabrics

A: _____
 Face Fabric Code

UPHOLSTERED BED BENCHES

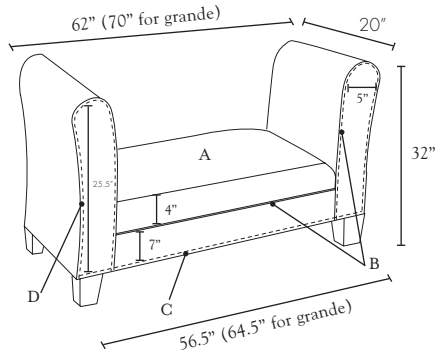
Office Use Only Code: _____ Price: _____

STEP 1 Choose Qty

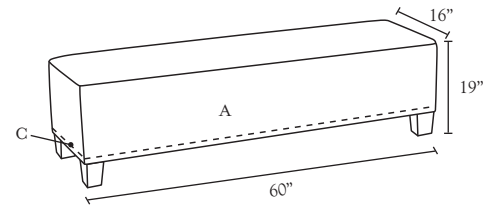
QUANTITY: _____

STEP 2 Choose Style

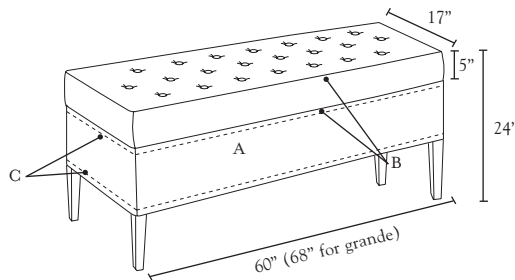
Augusta (62"W x 20"D x 32"H)



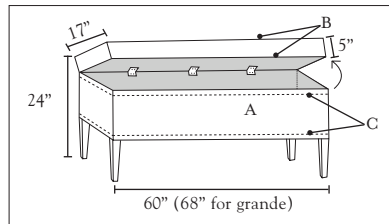
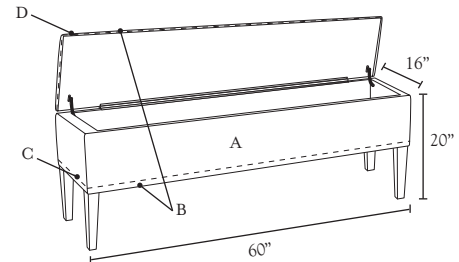
Barnard (60"W x 16"D x 19"H)



Belden (60"W x 17"D x 21.5"H)



Frankfort (60"W x 16"D x 20"H)



STEP 3 Choose Size

Grande (8" Longer than Standard)

Standard

STEP 4 Choose Fabrics

A: _____
Face Fabric

STEP 5 Choose Finishes

B: Edge (optional)

Cord Code, or as in: _____

Small Welt Welt Fabric: _____

C: Nailheads (optional; choose one)

Antique Brass Brushed Nickel Brushed Gold Matte Black Old World

D: Nailheads (optional; choose one)

Antique Brass Brushed Nickel Brushed Gold Matte Black Old World

STEP 6 Choose Finishes

Lucite (7.25") Wood Square Leg (9.25") Traditional Leg (7.25") Wood Cube Leg (6.5")

STEP 7 Choose Wood Finish

Chestnut

Espresso

Wheat

*Available for wooden legs only.

Please visit deMediciFineLinen.com to view fabrics and thread colors, and to obtain fabric codes. As with most products of natural fibers, de' Medici Fine Linen has a tendency to shrink 4% to 6%.

FABRIC CONSISTENCY AND SUBSTITUTIONS: Fabrics offered by de' Medici may have variations in texture and color. We may substitute similar fabrics and trimmings if the originals are no longer available. Please visit deMediciFineLinen.com for current fabric and trimming availability.

UPHOLSTERED BEDS & HEADBOARDS

Office Use Only Code: _____ Price: _____

Headboards and beds include:

- A fully upholstered back
- Beautifully mitered corners
- A hand-crafted wood frame, individually and precisely fitted with fabric
- An adaptor kit for attaching headboards to most bed frames

STEP 1 Choose Product Upholstered Bed Upholstered Headboard Only

STEP 2 Choose Qty & Size* QUANTITY: _____

- Twin (43"W x 82"L) Full (58"W x 82"L) Queen (64"W x 87"L)
 King (82"W x 87"L) Cal King (76"W x 91"L)

*Headboards are 4" deep. Length applies to upholstered beds only.

STEP 3 Choose Profile Standard 59"H Low 44"H
 Custom Height; available for headboard only (full inches, between 40" - 70") _____"

STEP 4 Choose Style

Milan Paris Vienna

Milan Tufted Paris Tufted Vienna Tufted

STEP 5 Choose Fabrics

A: _____ Main Fabric
 B: _____ Front Border Fabric
 C: _____ Side Fabric
 D: _____ Button Fabric (tufted headboards only)
 E: _____ Reverse Fabric (not shown)
 F: _____ Side Rail and Footboard Fabric (for upholstered bed only)

STEP 6 Choose Finishes

F: Face Cord Code, or as in: _____
 Small Welt Welt Fabric: _____
 Nailheads
 Antique Brass Brushed Nickel
 Brushed Gold Matte Black
 Old Word

G: Edge Cord Code, or as in: _____
 Small Welt Welt Fabric: _____
 Nailheads
 Antique Brass Brushed Nickel
 Brushed Gold Matte Black
 Old Word

STEP 7 Choose Wood Finish Chestnut Espresso Wheat

Please visit deMediciFineLinen.com to view fabrics and thread colors, and to obtain fabric codes. As with most products of natural fibers, de' Medici Fine Linen has a tendency to shrink 4% to 6%.
 FABRIC CONSISTENCY AND SUBSTITUTIONS: Fabrics offered by de' Medici may have variations in texture and color. We may substitute similar fabrics and trimmings if the originals are no longer available. Please visit deMediciFineLinen.com for current fabric and trimming availability.

UPHOLSTERED BEDS & HEADBOARDS

Office Use Only Code: _____ Price: _____

Headboards and beds include:

- A fully upholstered back
- Beautifully mitered corners
- A hand-crafted wood frame, individually and precisely fitted with fabric
- An adaptor kit for attaching headboards to most bed frames

STEP 1 Choose Product Upholstered Bed Upholstered Headboard Only

STEP 2 Choose Qty & Size* QUANTITY: _____

- Twin (43"W x 80"L) Full (58"W x 80"L) Queen (64"W x 85"L)
 King (82"W x 85"L) Cal King (76"W x 89"L)

STEP 3 Choose Profile

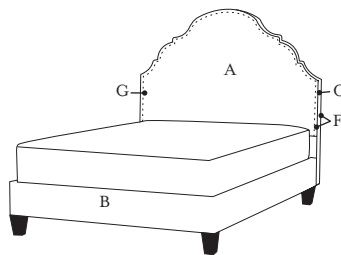
- Standard 59"H Low 44"H
 Custom Height; available for headboard only (full inches, between 40" - 70") _____"

*The height varies by style and profile. Antoinette beds have a height of 68" (64" for twin) for standard profile / 48" for low profile, Arles 58" standard / 44" low, Carmine 55" / 44" low, Kyler 58" standard / 44" low and Rockwell 60" standard / 44" low.

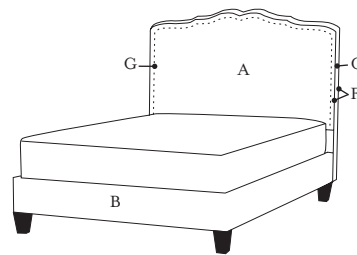
Antoinette headboards have a depth of 2", Arles 2", Carmine 2", Kyler 4" and Rockwell 4". Length applies to upholstered beds only.

STEP 4 Choose Style

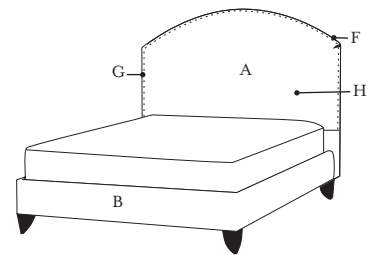
Antoinette



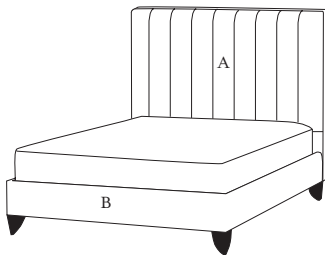
Arles



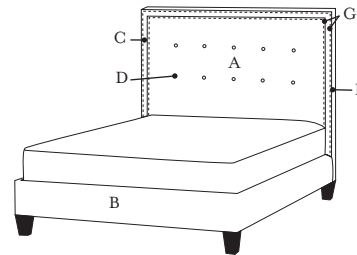
Carmine



Kyler



Rockwell



STEP 5 Choose Fabrics

- A: _____ Main Fabric
 B: _____ Side Rail and Footboard Fabric
 C: _____ Side/Border Fabric
 D: _____ Button Fabric (Rockwell only)
 E: _____ Reverse Fabric (not shown)

STEP 6 Choose Finishes

- F: Edge
 Small Welt Welt Fabric: _____
- G: Nailheads** (Optional; Choose one)
 Antique Brass Brushed Nickel
 Brushed Gold Matte Black
 Old World
 ** Not available on Kyler
- H: Tufting (Except Kyler)
 Tufting, Button Fabric: _____

STEP 7 Choose Wood Finish Chestnut Espresso Wheat

Please visit deMediciFineLinen.com to view fabrics and thread colors, and to obtain fabric codes. As with most products of natural fibers, de' Medici Fine Linen has a tendency to shrink 4% to 6%.

FABRIC CONSISTENCY AND SUBSTITUTIONS: Fabrics offered by de' Medici may have variations in texture and color. We may substitute similar fabrics and trimmings if the originals are no longer available. Please visit deMediciFineLinen.com for current fabric and trimming availability.

UPHOLSTERED BEDS

Office Use Only Code: _____ Price: _____

Headboards and beds include:

- A fully upholstered back
- Beautifully mitered corners
- A hand-crafted wood frame, individually and precisely fitted with fabric
- An adaptor kit for attaching headboards to most bed frames

STEP 1 Choose Qty & Size* QUANTITY: _____

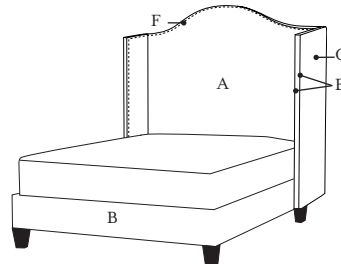
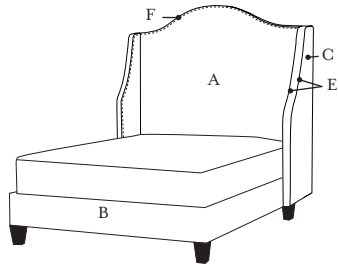
- Twin (43"W x 80"L) Full (58"W x 80"L) Queen (64"W x 85"L)
 King (82"W x 85"L) Cal King (76"W x 89"L)

STEP 2 Choose Profile

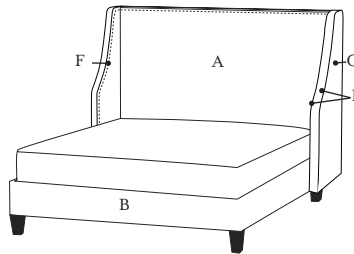
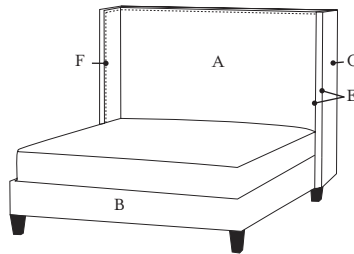
- Standard 60"H/59"H Low 49"H/44"H
 Custom Height; available for headboard only (full inches, between 40" - 70") _____"
 Eden and Corrado beds are 4" wider than the other beds we offer. The height varies by style and profile.
 Corrado 55" Standard / 44" low. Eden 60" Standard/49" low. Depth Eden/Corrado 13" (including wings).

STEP 3 Choose Style

- Eden (curved wings) Eden (straight wings)



- Corrado (straight wings) Corrado (curved wings)



STEP 4 Choose Fabrics

- A: _____ Main Fabric B: _____ Side Rail and Footboard Fabric C: _____ Side/Border Fabric
 D: _____ Reverse Fabric (not shown)

STEP 5 Choose Finishes

- E: Edge
 Small Welt Welt Fabric: _____
- F: Nailheads (Optional; Choose one)
 Antique Brass Brushed Nickel
 Brushed Gold Matte Black
 Old World

STEP 6 Choose Wood Finish Chestnut Espresso Wheat

Please visit deMediciFineLinen.com to view fabrics and thread colors, and to obtain fabric codes. As with most products of natural fibers, de' Medici Fine Linen has a tendency to shrink 4% to 6%. FABRIC CONSISTENCY AND SUBSTITUTIONS: Fabrics offered by de' Medici may have variations in texture and color. We may substitute similar fabrics and trimmings if the originals are no longer available. Please visit deMediciFineLinen.com for current fabric and trimming availability.

UPHOLSTERED BEDS & HEADBOARDS

Office Use Only Code: _____ Price: _____

Headboards and beds include:

- A fully upholstered back
- Beautifully mitered corners
- A hand-crafted wood frame, individually and precisely fitted with fabric
- An adaptor kit for attaching headboards to most bed frames

STEP 1 Choose Product Upholstered Bed Upholstered Headboard Only

STEP 2 Choose Qty & Size* QUANTITY: _____

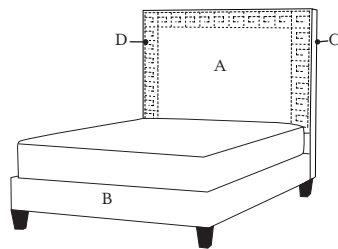
- Twin (43"W x 80"L) Full (58"W x 80"L) Queen (64"W x 85"L)
 King (82"W x 85"L) Cal King (76"W x 89"L)

STEP 3 Choose Profile

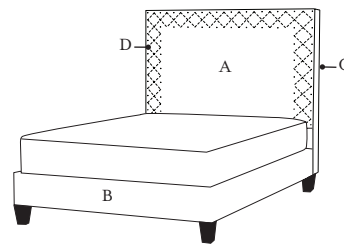
- Standard 49"H Low 41"H
 Custom Height; available for headboard only (full inches, between 40" - 70") _____ "

STEP 4 Choose Style

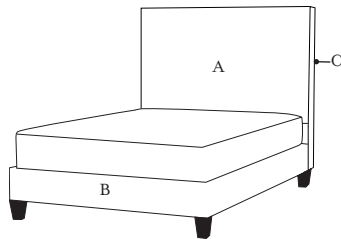
Argos



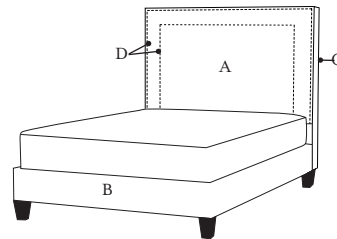
Edessa



Malleo



Rhodes



STEP 5 Choose Fabrics

A: _____ Main Fabric B: _____ Side Rail and Footboard Fabric C: _____ Reverse Fabric (not shown)

STEP 6 Choose Finishes

- D: Nailheads (Optional; Choose one)
- Antique Brass Brushed Nickel
 Brushed Gold Matte Black
 Old World

STEP 7 Choose Wood Finish

- Chestnut Espresso Wheat

Please visit deMediciFineLinen.com to view fabrics and thread colors, and to obtain fabric codes. As with most products of natural fibers, de' Medici Fine Linen has a tendency to shrink 4% to 6%.

FABRIC CONSISTENCY AND SUBSTITUTIONS: Fabrics offered by de' Medici may have variations in texture and color. We may substitute similar fabrics and trimmings if the originals are no longer available. Please visit deMediciFineLinen.com for current fabric and trimming availability.

Headboards and beds include:

- A fully upholstered back
- Beautifully mitered corners
- A hand-crafted wood frame, individually and precisely fitted with fabric
- An adaptor kit for attaching headboards to most bed frames

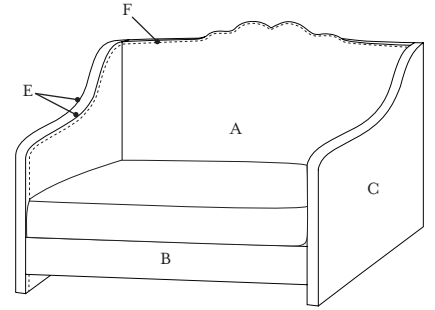
STEP 1 Choose Qty

QUANTITY: _____ 83”L x 45”W x 43”H

STEP 2 Choose Fabrics

A: _____ B: _____
 Main Fabric Side Rail Fabric

C: _____ D: _____
 Side Border Fabric Reverse Fabric (not shown)



STEP 3 Choose Finishes

- E: Edge (Optional)
 Small Welt Welt Fabric: _____
- F: Nailheads (Optional; Choose one)
 Antique Brass Brushed Nickel
 Brushed Gold Matte Black
 Old World

COMFORTER INSERTS

Baffle box design. Double stitched edge with piping

STEP 1 Choose Quantity

QUANTITY _____

STEP 2 Choose Size

Twin 63" x 88" Full 78" x 88" Queen 88" x 90" Super Queen 96" x 98" King 102" x 90" Super King 114" x 98" Cal King 104" x 100"

Custom Size _____ width x _____ length

STEP 3 Choose Ticking

Crisp Cambric Cotton Stripe Jacquard Cotton Sateen
 Silky Cotton Sateen Airy Batiste Cotton

STEP 4 Choose Fill

Luxe Down - 650 Fill Power Pure White Domestic Down
 Premier Down - 720 Fill Power Pure White Domestic Down
 Prestige Down - 850 Fill Power Pure White Goose Down
 Faux Down - Ultra-Fine Microfiber

STEP 5 Choose Weight

Light _____ oz. Medium _____ oz. Deluxe _____ oz.

SLEEP PILLOW INSERTS

Double stitched edge with piping

STEP 1 Choose Quantity

QUANTITY _____

STEP 2 Choose Size

Standard 20" x 27" Queen 20" x 31" King 21" x 37" Custom Size _____ width x _____ length

STEP 3 Choose Ticking

Crisp Cambric Cotton Stripe Jacquard Cotton Sateen
 Silky Cotton Sateen Airy Batiste Cotton

STEP 4 Choose Fill

Luxe Down - 650 Fill Power Pure White Domestic Down
 Premier Down - 720 Fill Power Pure White Domestic Down
 Prestige Down - 850 Fill Power Pure White Goose Down
 Faux Down - Ultra-Fine Microfiber

STEP 5 Choose Firmness

Soft _____ oz. Medium _____ oz. Firm _____ oz.

DECORATIVE PILLOW INSERTS

Plain double stitched edge with crisp cambric cotton cover

STEP 1 Choose Quantity

QUANTITY _____

STEP 2 Choose Size

Custom Size _____ width x _____ length

STEP 3 Choose Fill

Plume Feather - Small White Feathers
 Bliss Blend - 50% Small Feathers & 50% Microfiber
 Cloud Faux Down - Microfiber

STEP 4 Choose Firmness

Soft _____ oz. Medium _____ oz. Firm _____ oz.

Please visit deMediciFineLinen.com to view fabrics and thread colors, and to obtain fabric codes. As with most products of natural fibers, de' Medici Fine Linen has a tendency to shrink 4% to 6%.

FABRIC CONSISTENCY AND SUBSTITUTIONS: Fabrics offered by de' Medici may have variations in texture and color. We may substitute similar fabrics and trimmings if the originals are no longer available. Please visit deMediciFineLinen.com for current fabric and trimming availability.

MATTRESS PAD

Quilted design. Jersey knit skirt for secure fit.

STEP 1 Choose Quantity

QUANTITY _____

STEP 2 Choose Size

Twin 39"x75"x20" Twin XL 39"x80"x20" Full 54"x75"x20" Queen 60"x80"x20" King 78"x80"x20" Cal King 72"x84"x20"

Custom Size _____ width X _____ length X _____ gusset

STEP 3 Choose Ticking

Quilted, 100% Cotton, 230 Thread Count

STEP 4 Choose Fill

100% Natural Unbleached Cotton

BLANKET

Double stitched edge with piping

STEP 1 Choose Quantity

QUANTITY _____

STEP 2 Choose Size

Twin 63"x88" Full 78"x88" Queen 88"x90" Super Queen 96"x98" King 102"x90" Super King 114"x98" Cal King 104"x100"

Custom Size _____ width X _____ length

STEP 3 Choose Ticking

Crisp Cambric Cotton Stripe Jacquard Cotton Sateen
 Silky Cotton Sateen Airy Batiste Cotton

STEP 4 Choose Fill

Luxe Down - 650 Fill Power Pure White Domestic Down
 Premier Down - 720 Fill Power Pure White Domestic Down
 Prestige Down - 850 Fill Power Pure White Goose Down
 Faux Down - Ultra-Fine Microfiber

Use this worksheet to design custom products to your exact specifications. Contact our Custom Workroom experts at 800.397.4556 for assistance or more information.

STEP 1 Choose Product Product: _____

STEP 2 Choose Qty Quantity: _____

STEP 3 Choose Size Width _____" Length _____" Drop/Gusset/Overhang _____"

STEP 4 Create Design Please provide a detailed drawing or photograph of your product design. Label all fabric and finish locations, using letters below.

STEP 5 Choose Fabrics A: _____ B: _____ C: _____

D: _____ E: _____ F: _____

Lining Fabric: None White Putty Black

Overlay Fabric: None Fabric (you can view all sheer fabrics at demedici.easternaccents.com): _____

STEP 6 Choose Finish

G: Face

Knife Edge

Top Stitch

Hem Stitch

Satin Stitch (choose thread color) Number of Rows: _____

Antique Aqua Aruba Bisque Black Blush Brown Crème

Dove Lake Lemon Navy Oliva Pear Pink Sable

Scarlet Shiraz Sky White

Ribbon (choose ribbon color)

Aloe Antique Azure Ecru Nectar Oliva Sable Shiraz

Walnut White

STEP 7 Monogramming** Font: Arbor* Darcy Edel* Fable* Finley* Hadley*

Lula* Melba Ora Pike* Ralden Wiley

Color: _____

Letters: Single Letter: _____ Three Letters: _____

Visit demedici.easternaccents.com for detailed monogramming information.

*Single Letter Only

**Monogramming available on solid style only.

Please visit deMediciFineLinen.com to view fabrics and thread colors, and to obtain fabric codes. As with most products of natural fibers, de' Medici Fine Linen has a tendency to shrink 4% to 6%.

FABRIC CONSISTENCY AND SUBSTITUTIONS: Fabrics offered by de' Medici may have variations in texture and color. We may substitute similar fabrics and trimmings if the originals are no longer available. Please visit deMediciFineLinen.com for current fabric and trimming availability.